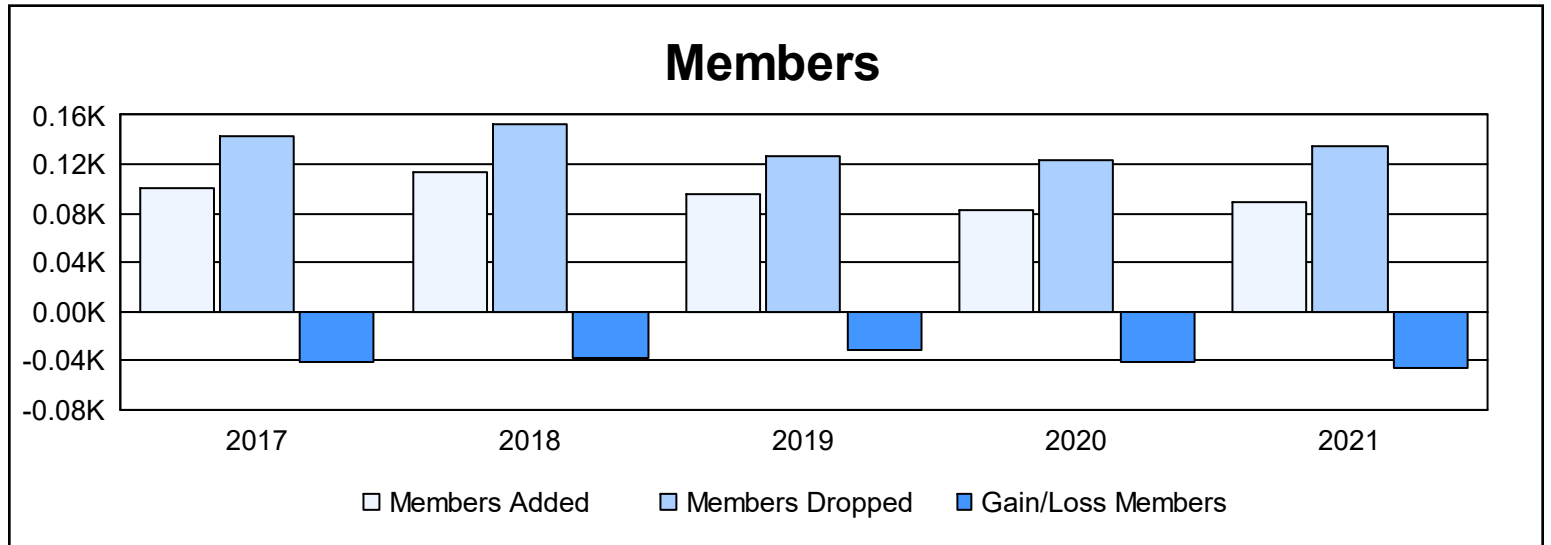
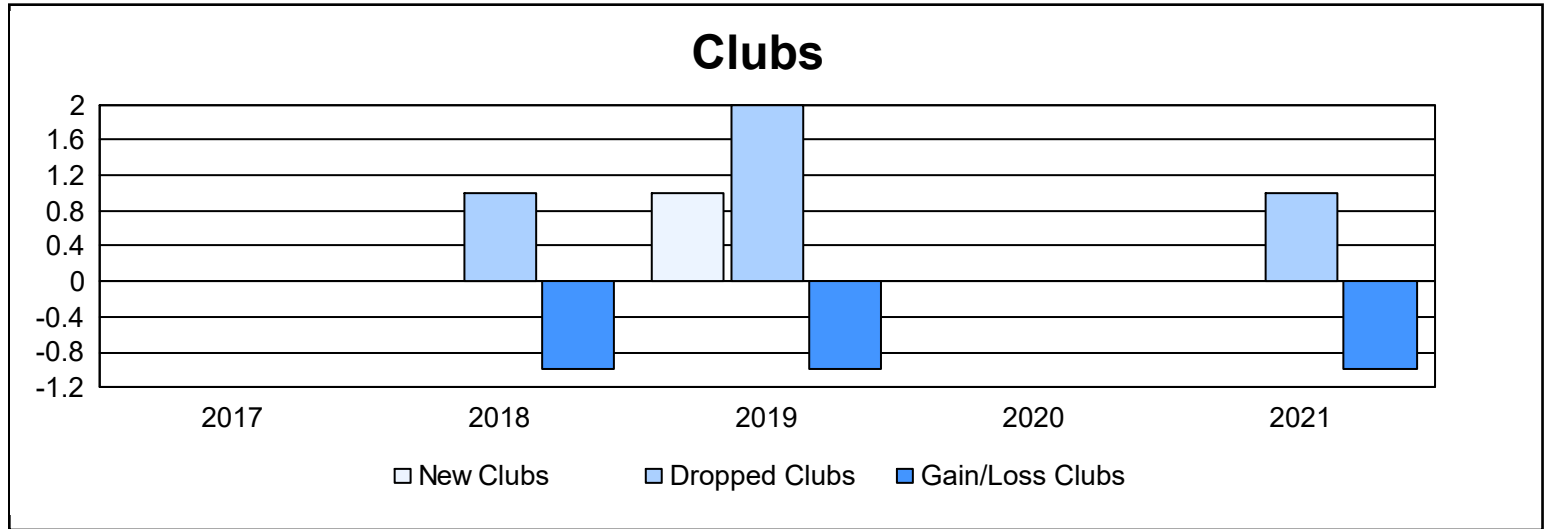
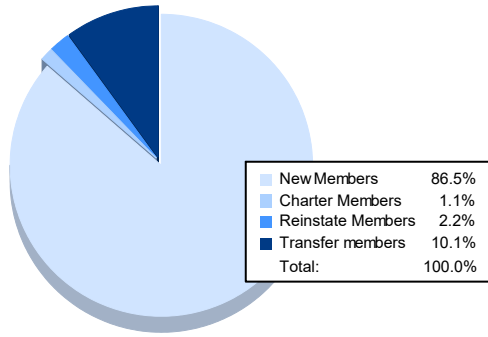


| Year | New Clubs | Dropped Clubs | Gain/ Loss Clubs | New Members | Charter Members | Reinstate Members | Transfer Members | Total Member Added | Total Members Dropped | Gain/ Loss Members |
|----------------|-----------|---------------|------------------|-------------|-----------------|-------------------|------------------|--------------------|-----------------------|--------------------|
| 2016-2017 | 0 | 0 | 0 | 87 | 1 | 1 | 12 | 101 | 143 | -42 |
| 2017-2018 | 0 | 1 | -1 | 80 | 3 | 3 | 28 | 114 | 152 | -38 |
| 2018-2019 | 1 | 2 | -1 | 64 | 21 | 1 | 9 | 95 | 127 | -32 |
| 2019-2020 | 0 | 0 | 0 | 72 | 0 | 3 | 8 | 83 | 124 | -41 |
| 2020-2021 | 0 | 1 | -1 | 77 | 1 | 2 | 9 | 89 | 135 | -46 |
| Average | 0 | 1 | -1 | 76 | 5 | 2 | 13 | 96 | 136 | -40 |



Membership Composition June 2021 Cumulative



Gender Composition June 2021 Cumulative

